

Title: **Quality Control Record Sheet**
¹²⁵I-labelled MuSK QC Data
Prepared by: G FLOOD
Approved by: R STEPHENS

Document: wi/qcrs/0.30
Revision: 9
Issue date: 17 October 2013
Page: 1 of 1

QC Sheet no: MK198

¹²⁵I-labelled MuSK lot no: MK198

Specific activity of ¹²⁵I-labelled MuSK: 1876 Ci/mmol (34.1 μ Ci/ μ g)

Total cpm in 50 μ L of labelled MuSK: 43847


MuSK labelling date: 07 December 2020 Expiry date: 01 February 2021


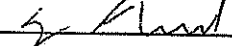
% Counter Efficiency: 72.3

¹²⁵I Decay Table:

QC date (weeks after labelling date)	Decay factor
up to 1 week	1.0
+1 - 2 weeks	1.1
+2 - 3 weeks	1.2
+3 - 4 weeks	1.3
+4 - 5 weeks	1.4
+5 - 6 weeks	1.5
+6 - 7 weeks	1.6
+7 - 8 weeks	1.75

Materials of human origin used in the manufacture of this product have been tested and found non-reactive for HIV1 and 2 and HCV antibodies and HBsAg at the time of testing.

Assay Date: 10 December 2020
Performed by: Jonathon Davies
Signature: 
Position: Scientist

Authorised by: 
Signature: 
Position: Head of Quality Control
Date: 14TH DEC 2020

When the above tracer was tested with AChRAb IPA kit lot KRBAN 175, 50 μ l of the negative control lot MKN 36n gave a result of 243 cpm and 50 μ l of the positive control lot MKP 36n gave a result of 10692 cpm

Methods for diagnosing myasthenia gravis by detecting autoantibodies to MuSK are the subject of patents EP327147 B1 and US7,267,820 B2.